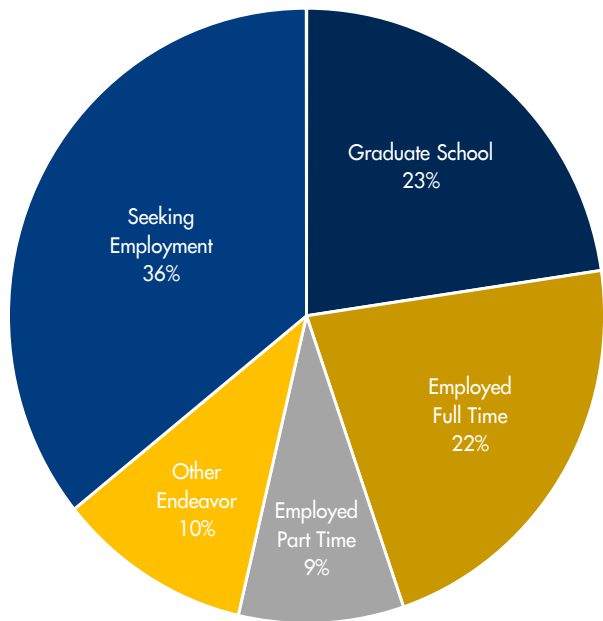


Employment Statistics for 2012-2013 College of Biological Sciences Graduates*

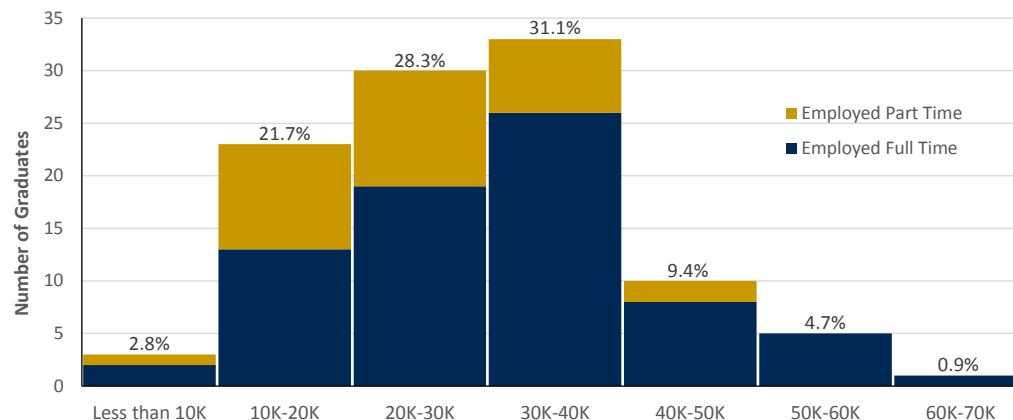
Employment and Professional School Status Following Graduation



UC Davis CBS students are hired by many diverse companies. A few examples are:

Dow AgroSciences	Genentech
Kaiser Permanente	Lawrence Berkeley National Laboratory
Microclinic International	Monsanto
Novartis	Pricewaterhouse Coopers, LLP
Scripps Research Institute	Stanford University
Sutter Home Winery	UC Davis
United States Geological Survey	Venari Bio, LLC

Annual Salary Distribution for 2012-2013 Graduates Who Obtained Employment



Annual Salary Descriptives for 2012-2013 Graduates Who Obtained Full Time Employment by Major

Major	Mean	N	Min	Max
Biochem & Molecular Biology	\$26,338	21	\$9,600	\$41,600
Biological Sciences	\$29,285	16	\$6,000	\$52,000
Cell Biology	\$20,720	2	\$14,400	\$27,040
Exercise Biology	\$35,770	10	\$24,000	\$52,900
Genetics	\$29,260	8	\$15,600	\$35,400
Microbiology	\$42,968	4	\$34,680	\$59,592
Neurobiol, Physiol & Behavior	\$37,889	13	\$16,640	\$65,000
Entire College	\$31,342	74	\$6,000	\$65,000

Most Frequently Attended Professional School Programs

Degree	Percent	Degree	Percent
Masters	22.6%	MD	21.0%
PharmD	21.0%	PhD	16.1%
Other	12.9%	DDS	6.5%

*All data from the 2012-13 First Destination Survey. College response rate: 30%.

Student Internship Participation*

Number of Internships Completed Per Student, 2013-2014

Number of Internships Completed	Number	Percent
1	1,425	59.5%
2	658	27.4%
3+	314	13.1%
Total Number of Unique Students	2,397	100.0%

Number of Students Who Completed an Internship By Gender, 2013-2014

Gender	Number	Valid Percent
Female	1,285	69.4%
Male	566	30.6%
Unknown	546	
Total	2,397	

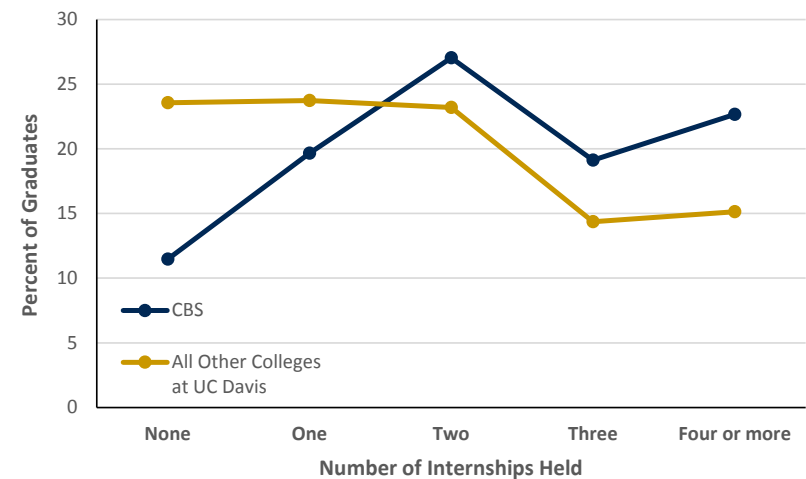
Valid percentages exclude unknown/missing values.

Number of Students Who Completed an Internship By Major, 2013-2014

Major	Number	Valid Percent
Neurobiology, Physiology and Behavior	372	16.6%
Biological Sciences	330	14.7%
Biochemistry and Molecular Biology	290	12.9%
Clinical Nutrition	194	8.7%
Psychology	183	8.2%
Exercise Biology	156	7.0%
Human Development	110	4.9%
Nutrition Science	98	4.4%
Microbiology	51	2.3%
Genetics	46	2.1%
Cell Biology	43	1.9%
Biomedical Engineering	34	1.5%
Chemistry	28	1.3%
Other	305	13.6%
Unknown	157	
Total	2,397	

Valid percentages exclude unknown/missing values

88.5% of 2012-2013 College of Biological Sciences graduates report participating in at least one internship during college.



* Includes data from HRI, Transcript Notation, and 92/192 courses.